

Welcome to the world
of
ANY OTHER ANIMAL AGILITY



YES you can now compete with other animals in Agility competitions!

No equines can compete in this competition.

**This is a FUN class but every entry receives a
score sheet and feedback.**

November/December 2021 CLOSING DATE 31st December 2021

We have designed a simple agility course for you to build at home. You will need to adjust the size of each obstacle to suit the size of your animal. A hamster will need a much smaller course than a llama!!
This month we have a simple six obstacle course for you to set up. You will find the course plan on page 2 with instructions on how to complete it. Read the notes carefully so that you don't lose valuable marks!!

For this month's course you will need:

- 1.A festive hat and/or scarf for your animal to wear.**
- 2.Asack or bag filled with something soft for your animal to carry.**
- 3.Five cones or markers to create a weave.**
- 4.A tarpaulin or carpet for the animal to walk over.**
- 5.A Christmas corner to walk through.**
- 6. A curtain. That is a frame with ribbons or streamers hanging down from the top. Make sure the curtain is thick enough. Skinny curtains will lose marks.**



Here is your course diagram for Any Other Animal Agility (not equines) November /December 2021 and instructions.

Build the course as close to the plan as you can, following the instructions on how to build the obstacles on page 1. Follow the arrows as you complete the course. They are important!

You may use a headcollar, lead, neck rope or work your animal loose—at liberty, (fly rugs, protective equipment etc are allowed) You may use treats and clickers but NOT WHIPS OR STICKS OF ANY KIND. THE ANIMAL SHOULD BE SEEN TO BE OBVIOUSLY COMFORTABLE AS HE NEGOTIATES THE OBSTACLES. ANY ABUSE OF THE ANIMAL WILL RESULT IN INSTANT ELIMINATION FROM THE COMPETITION.


Complete the course in number order following the arrows and instructions shown in each box.

You must not stop or circle BETWEEN obstacles.

The course must be videoed without a break in the filming with the animal and the handler being in shot the whole time. Do make sure that the obstacle is clearly in view when being negotiated

GOOD LUCK!

**NOTE: CLOSING DATE IS MIDNIGHT
31st December 2021
CHRISTMAS THEME OPTIONAL**

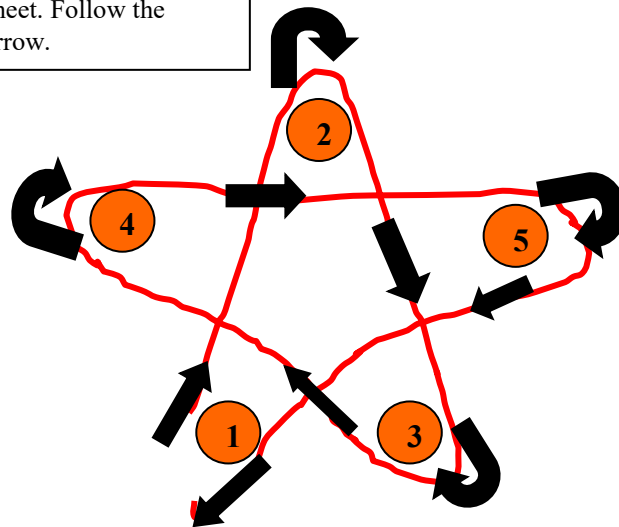


4. Icy Pond. Guide your animal over a tarpaulin or white sheet. Follow the arrow.


5. Santa's Grotto.
Create a Christmas grotto wide enough to lead your animal through safely at walk. Have fun...it's Christmas!



2. Santa Sack Fill a sack or pillow case with paper or hay/straw. Show the sack to the animal and rest it on his back while he carries it for a short distance.



3. Festive Star Create a star pattern with five cones at the centre of your course. Guide your animal through the weave around the cones FOLLOW THE ARROWS AND RED LINE ON PICTURE..



6. Tinsel Cascade.
Turn your curtain into a Christmas masterpiece using tinsel or other festive hangings to create a curtain. Lead your animal through at safely walk.



1. Santa Hat or scarf
Put a hat or scarf (or both) on your animal and let him wear it for the rest of the course.

START

FINISH

